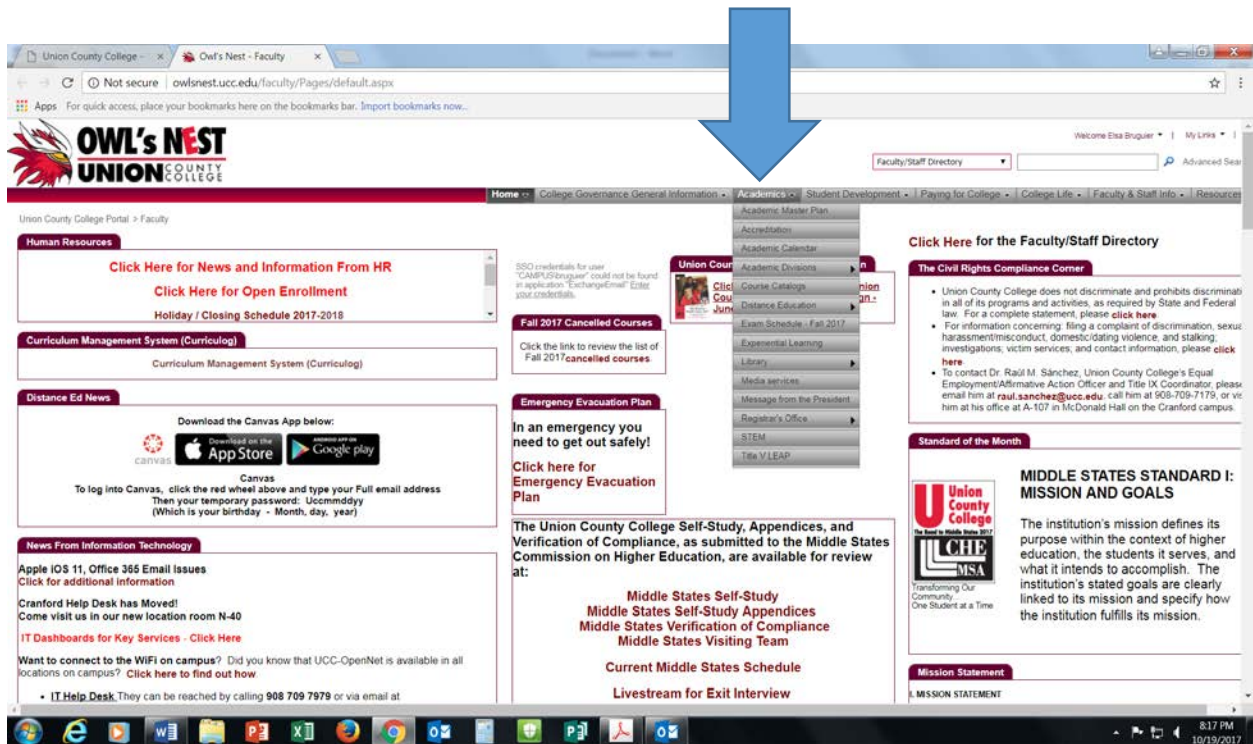


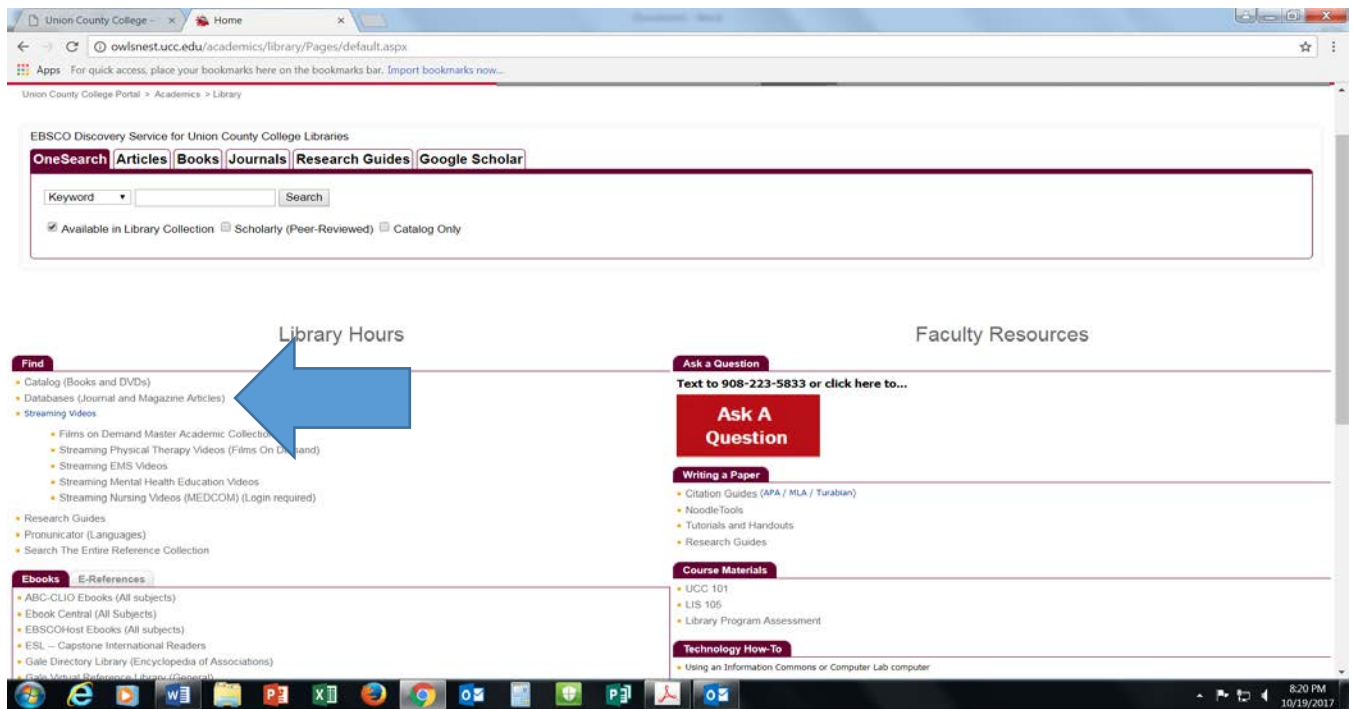
ACCESSING LEARNINGEXPRESS DATABASE

1. Log-in to Owl's Nest.
2. Go to the **Academics** tab; see the drop-down menu.
3. Click the word **Library** which brings you to the Library homepage.



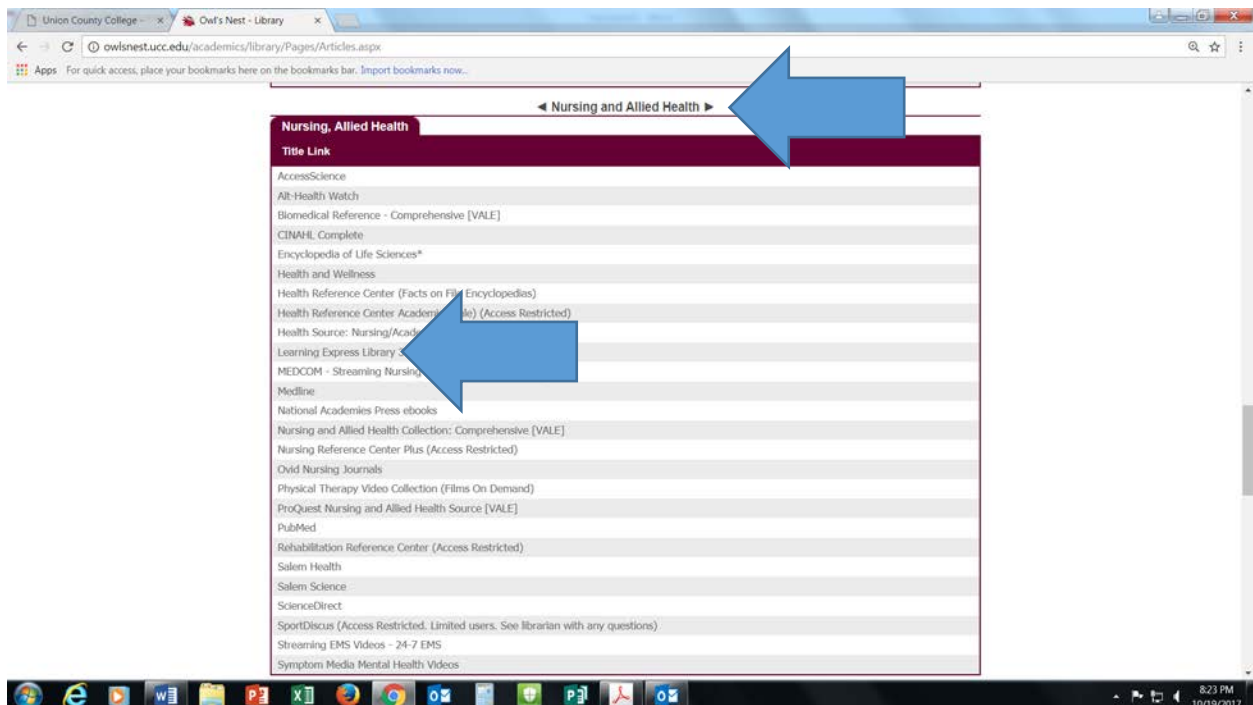
The screenshot shows the Owl's Nest website interface. A large blue arrow points to the 'Academics' tab in the top navigation bar. The 'Academics' dropdown menu is open, and the 'Library' option is highlighted. The website header includes the Owl's Nest logo and navigation links such as 'Home', 'College Governance', 'General Information', 'Academics', 'Student Development', 'Paying for College', 'College Life', 'Faculty & Staff Info', and 'Resources'. The main content area features several sections: 'Human Resources' with links for news and open enrollment; 'Curriculum Management System (Curriculog)'; 'Distance Ed News' with Canvas app download instructions; 'News From Information Technology' with links for Apple iOS 11, Cranford Help Desk, and IT dashboards; 'Fall 2017 Cancelled Courses'; 'Emergency Evacuation Plan'; 'The Civil Rights Compliance Corner'; 'Standard of the Month' featuring the Middle States Standard I: Mission and Goals; and 'Mission Statement'.

4. On the Library homepage, click the link for Databases.

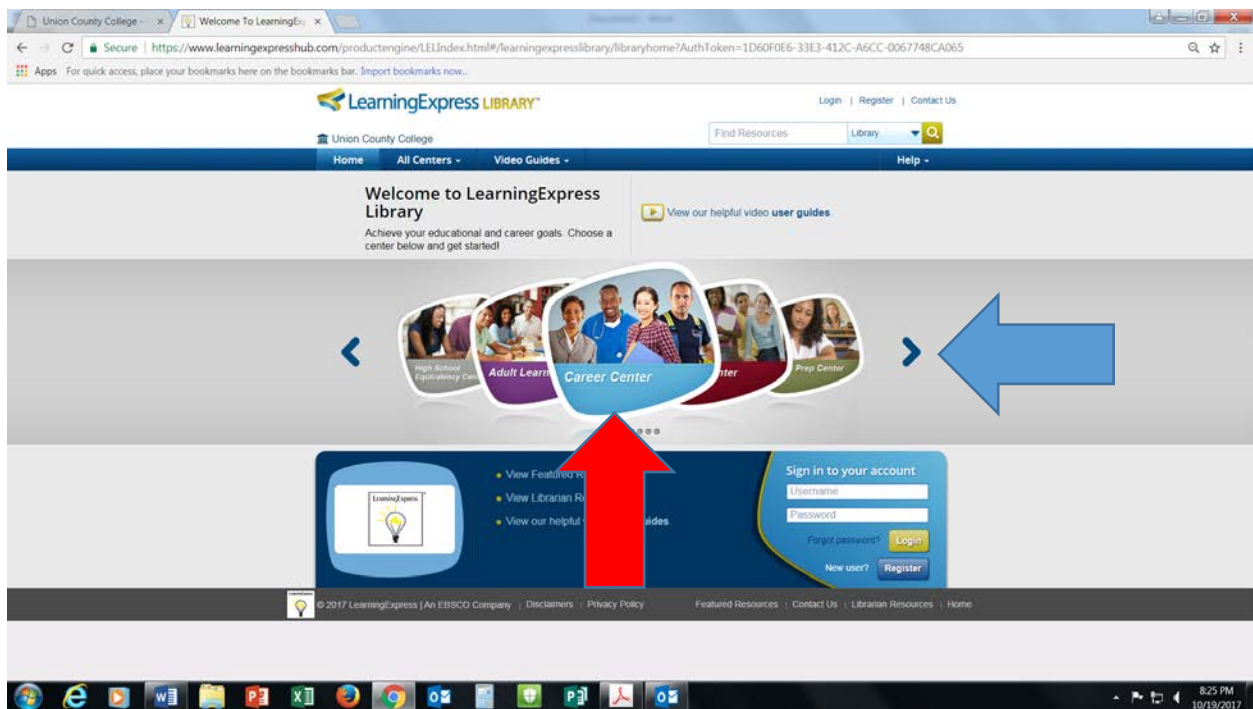


5. On the **Databases** page, scroll down for the box labelled, **Nursing and Allied Health**.

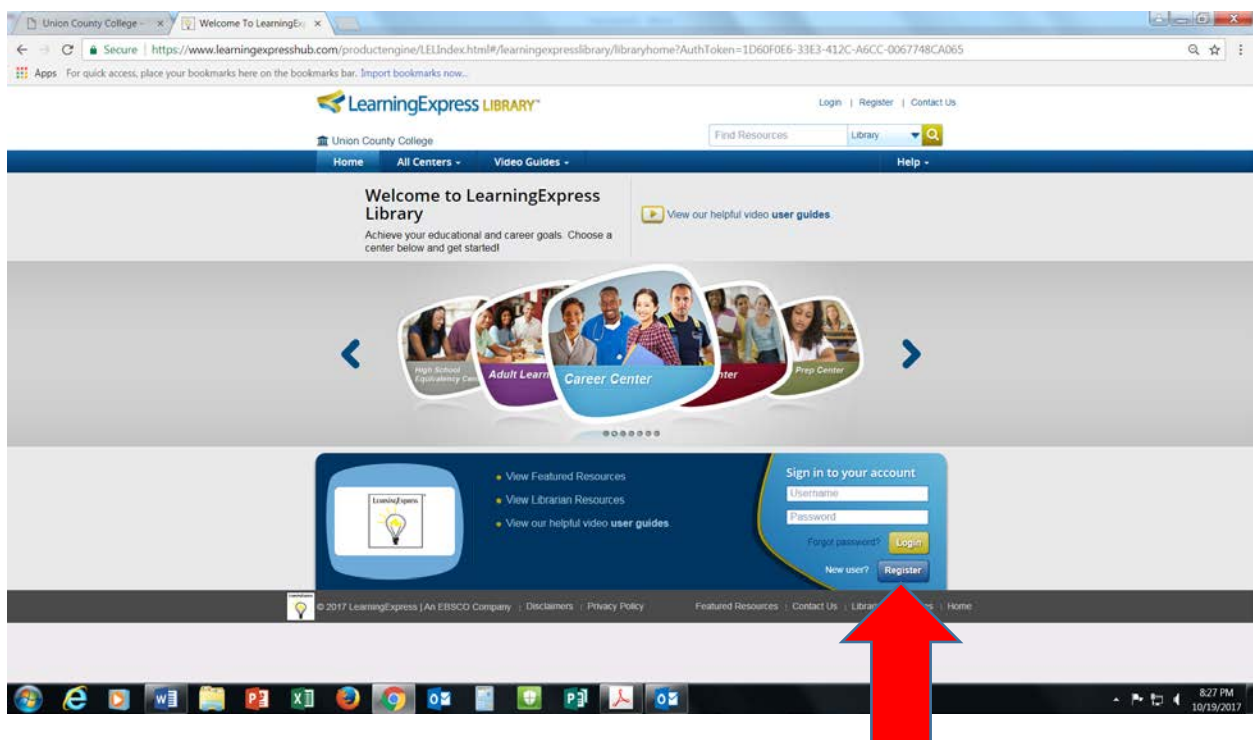
6. See the list of databases, and click on **LearningExpress Library**.



7. Once in LearningExpress, click the small half-arrow to move the section to **Career Center**, and click on **Career Center**.



8. Now you have to register. (It is quick and free.)



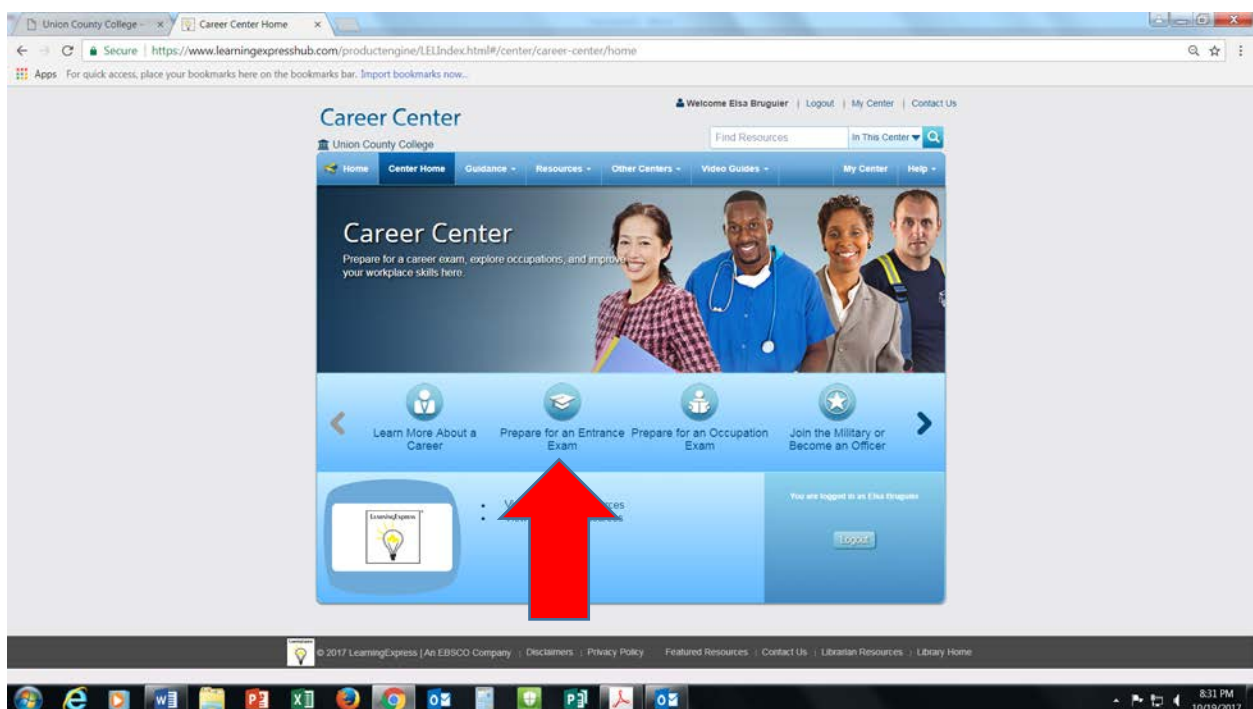
9. Fill in this form (only the starred sections; need your e-mail address; need to make up a new password that you'll use with LearningExpress), then click **Create Account**.

The screenshot shows a web browser window with the LearningExpress website. A blue modal window titled "Create your account" is centered on the screen. The form contains the following fields and options:

- YOUR INSTITUTION IS**: Union County College (dropdown menu)
- First Name**: (text input field)
- Last Name**: (text input field)
- Email**: (text input field, with a note "Email (this will become your username)"))
- Confirm Email**: (text input field, with a note "Don't have email?"))
- Password**: (text input field)
- Re-enter Password**: (text input field)
- Student ID #**: (text input field)
- Course Section #**: (text input field)

At the bottom of the form, there is a "Create Account" button and a link for "Already Registered?". A red arrow points to the "Create Account" button.

10. Now you're logged-in. Make sure you're in the Career Center. Click on **Prepare for an Entrance Exam**.

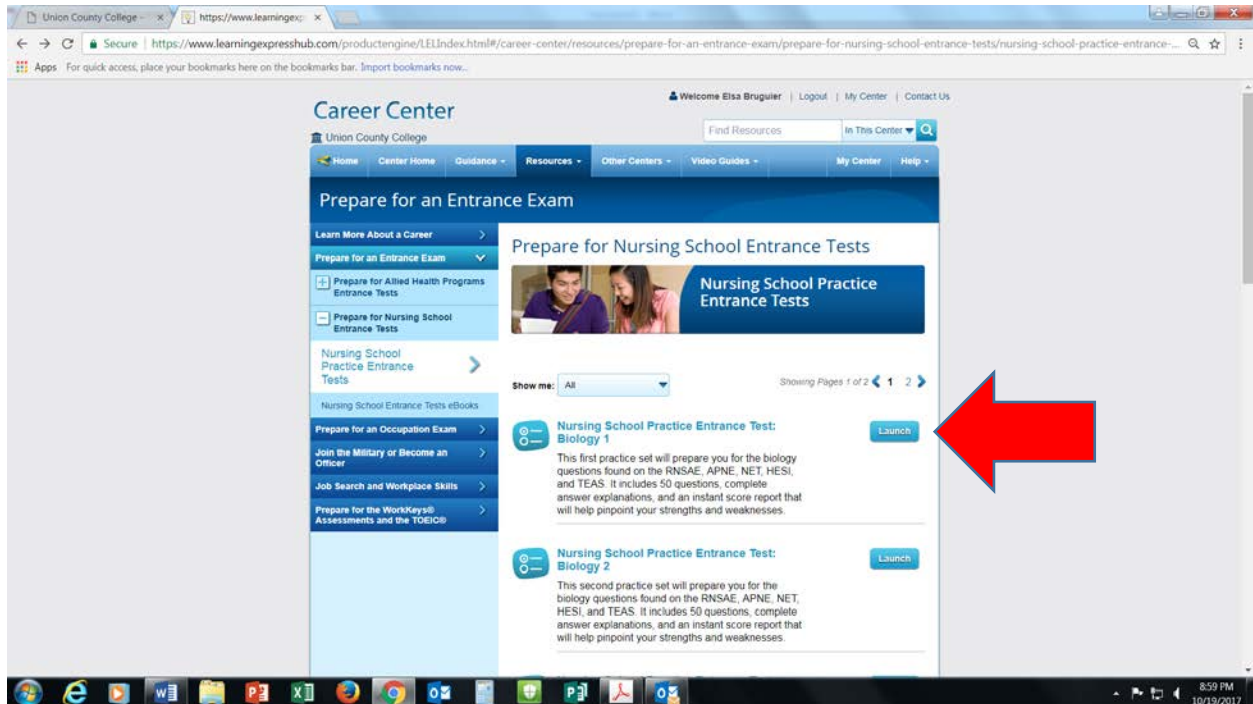


11. Once in, look at the left hand side of the page and see/click, **Prepare for Nursing School Entrance Tests.**

12. Once it opens, click on the link **Nursing School Practice Entrance Tests.**

The screenshot displays the LearningExpress Career Center website. The main navigation bar includes 'Home', 'Center Home', 'Guidance', 'Resources', 'Other Centers', 'Video Guides', 'My Center', and 'Help'. The 'Resources' menu is expanded, showing a list of options: 'Learn More About a Career', 'Prepare for an Entrance Exam', 'Prepare for Allied Health Programs Entrance Tests', 'Prepare for Nursing School Entrance Tests', 'Nursing School Practice Entrance Tests', 'Nursing School Entrance Tests eBooks', 'Prepare for an Occupation Exam', 'Join the Military or Become an Officer', 'Job Search and Workplace Skills', and 'Prepare for the WorkKeys® Assessments and the TOEIOB'. A red arrow points to the 'Prepare for Nursing School Entrance Tests' option. The main content area is titled 'Prepare for Nursing School Entrance Tests' and features a sub-section 'Nursing School Practice Entrance Tests'. Below this, there are two practice test options: 'Nursing School Practice Entrance Test: Biology 1' and 'Nursing School Practice Entrance Test: Biology 2'. Each option includes a brief description and a 'Launch' button. A second red arrow points to the 'Nursing School Practice Entrance Tests' sub-section. The browser's address bar shows the URL: https://www.learningexpresshub.com/productengine/LELIndex.html#/career-center/resources/prepare-for-an-entrance-exam/prepare-for-nursing-school-entrance-tests/nursing-school-practice-entrance-... The system tray at the bottom indicates the time is 8:54 PM on 10/19/2017.

13. You'll see the practice tests. Click on **Launch** for each practice test you want to take. You can finish all at once, time yourself, save or finish later. You will get complete answer explanations, and instant scores.



The screenshot shows a web browser window displaying the Career Center page for Union County College. The page is titled "Prepare for an Entrance Exam" and features a sidebar with navigation options such as "Learn More About a Career", "Prepare for an Entrance Exam", "Prepare for Allied Health Programs Entrance Tests", "Prepare for Nursing School Entrance Tests", "Nursing School Practice Entrance Tests", "Nursing School Entrance Tests eBooks", "Prepare for an Occupation Exam", "Join the Military or Become an Officer", "Job Search and Workplace Skills", and "Prepare for the WorkKeys® Assessments and the TOEIC®". The main content area is titled "Prepare for Nursing School Entrance Tests" and includes a section for "Nursing School Practice Entrance Tests". Two practice tests are listed: "Nursing School Practice Entrance Test: Biology 1" and "Nursing School Practice Entrance Test: Biology 2". Each test entry includes a brief description and a "Launch" button. A large red arrow points to the "Launch" button for the Biology 1 test. The browser's address bar shows the URL: "https://www.learningexpresshub.com/productengine/LELIndex.html#/career-center/resources/prepare-for-an-entrance-exam/prepare-for-nursing-school-entrance-tests/nursing-school-practice-entrance-...". The system tray at the bottom indicates the time is 8:59 PM on 10/19/2017.

14. That's it! Available 24/7/365-- just remember to always log out!